

Scaled data based on original data using
LM-79-08 Approved Method: Electrical and Photometric Measurements of Solid-
State Lighting Products

Test Report Prepared for
Cooper Lighting Solutions
(formerly Eaton)

Brand: McGRAW-EDISON

Report Number: P386078

Luminaire Tested: **GWC-SA1D-722-U-SL3-HSS**

Issue Date: 3/3/2020

Test Information

Test Method: LM-79-08
Report Number: P386078
TEST IS SCALED FROM IESNA LM-79-08 TEST DATA (G2-1903-205-23)
Test Lab: INNOVATION CENTER
Issue Date: 3/3/2020
Manufacturer: COOPER LIGHTING SOLUTIONS (FORMERLY EATON)
Product Line: MCGRAW-EDISON
Catalog Number: GWC-SA1D-722-U-SL3-HSS
Description: GALLEON WALL LUMINAIRE
(1) 70 CRI, 2200K, 1200mA LIGHTSQUARE WITH 16 LEDS AND TYPE III SPILL
LIGHT ELIMINATOR OPTICS WITH HOUSE SIDE SHIELD
Light Source: -
Ballast/Driver: ELECTRONIC DRIVER

Summary

Lumens per Lamp: N/A
Luminaire Lumens: 5205 lumens
Efficiency: N/A
Efficacy: 78.9 lumens/watt
Luminous Opening: Rectangular (W 0.5' x L: 0.5' x H: 0')
IES Classification: Type III - Medium
BUG Rating: B1 - U0 - G2

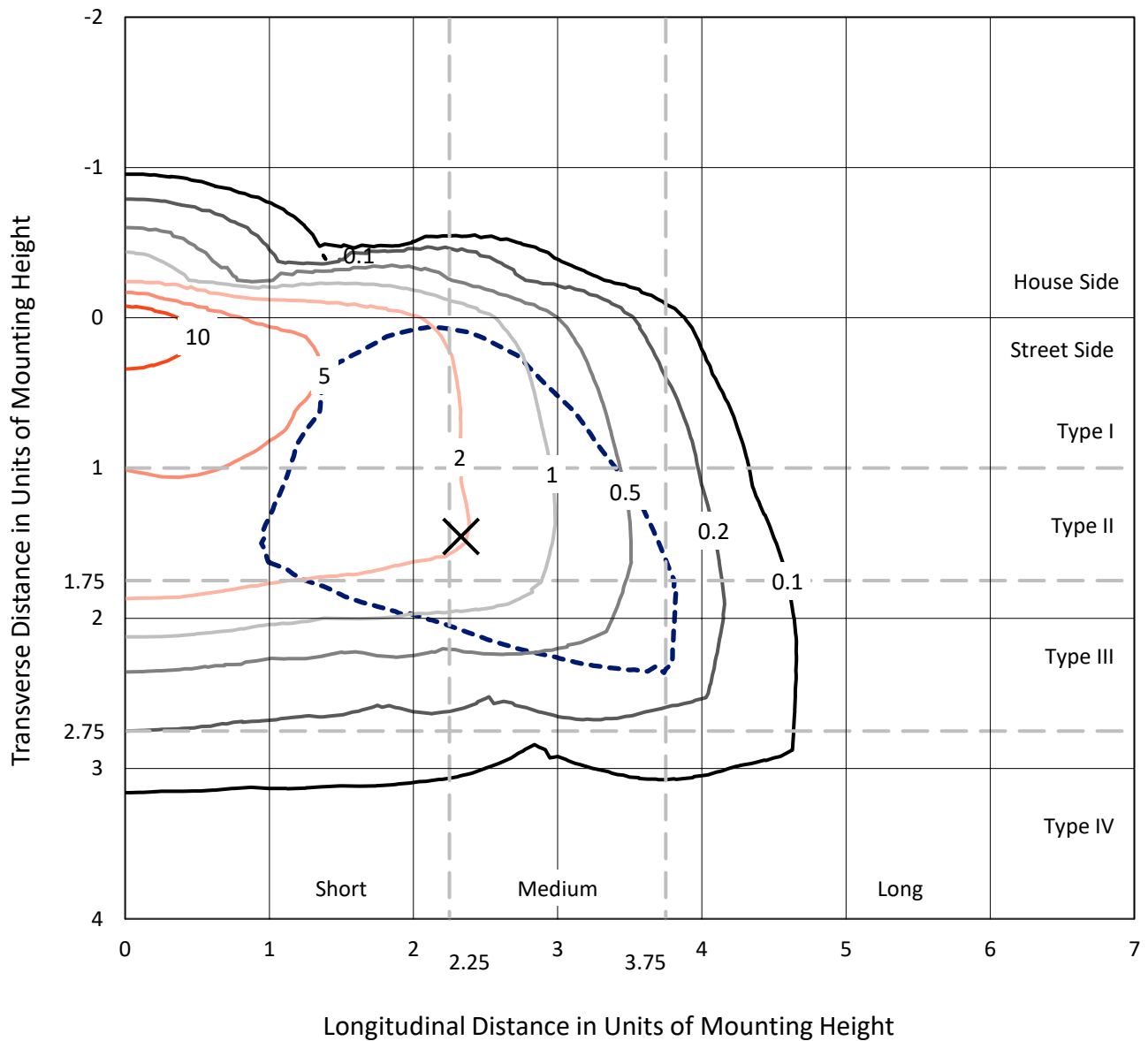
Input Watts (W): 66
Input Voltage (V): NR
Input Current (Ain): NR
Voltage Rise (V): NR
Power Factor: NR
Total Harmonic Distortion (THDi): NR
Frequency (hertz): 60
Stabilization Time: NR
Operation Time: NR
Ambient Temperature (°C): NR
Test Distance: 24 FT



REPORT NUMBER: P386078
 CATALOG NUMBER: GWC-SA1D-722-U-SL3-HSS

Iso-Footcandle Lines of Horizontal Illumination

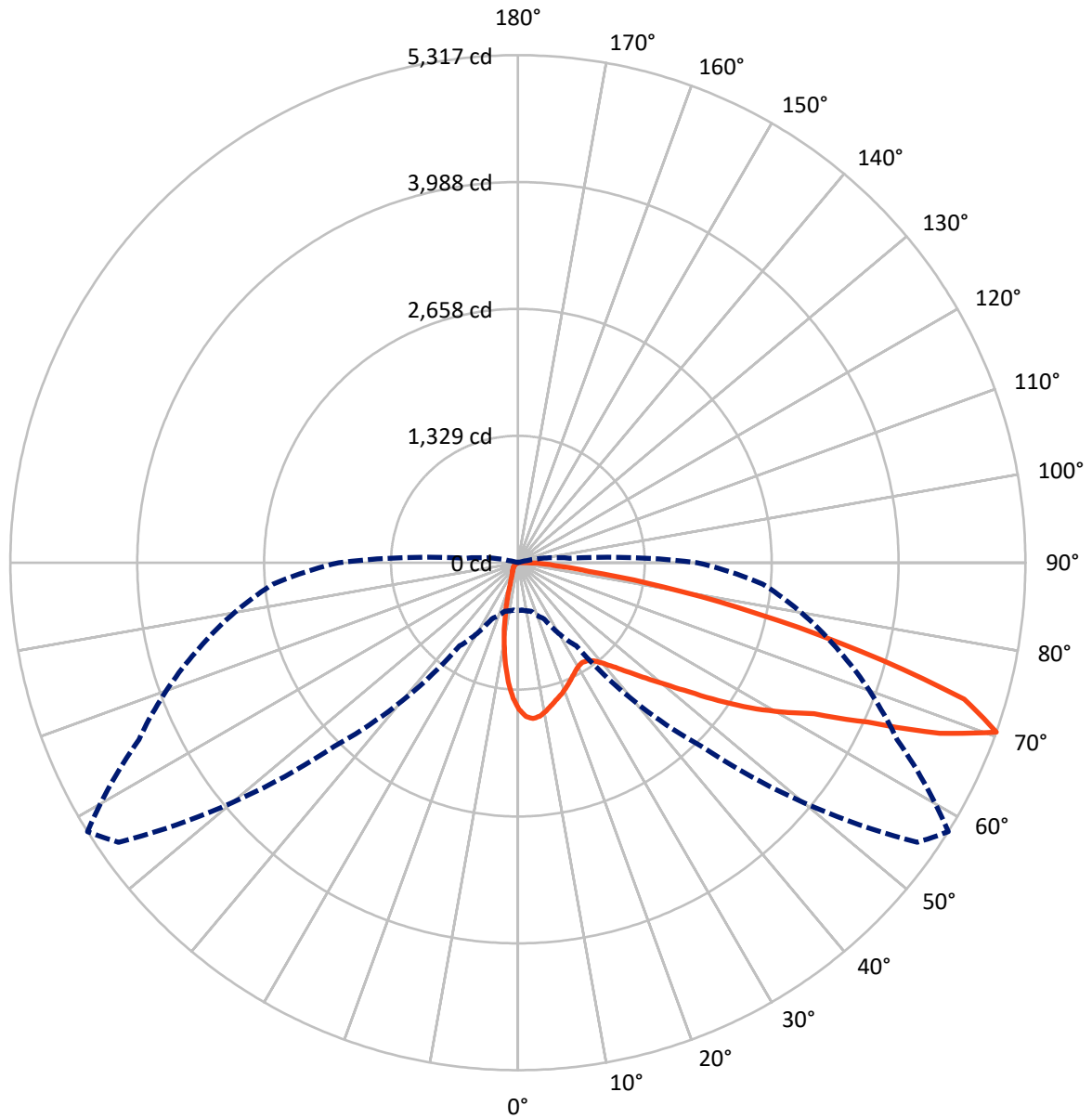
✕ Max cd
 - - - 1/2 Max cd



Based on 10 foot mounting height. Maximum calculated value = 15.6 fc
 Type III - Medium - N/A

REPORT NUMBER: P386078
CATALOG NUMBER: GWC-SA1D-722-U-SL3-HSS

Luminous Intensity Polar Plot



— Vertical Plane Through 58-Deg Lateral - - - Horizontal Cone Through 70-Deg Vertical



REPORT NUMBER: P386078
 CATALOG NUMBER: GWC-SA1D-722-U-SL3-HSS

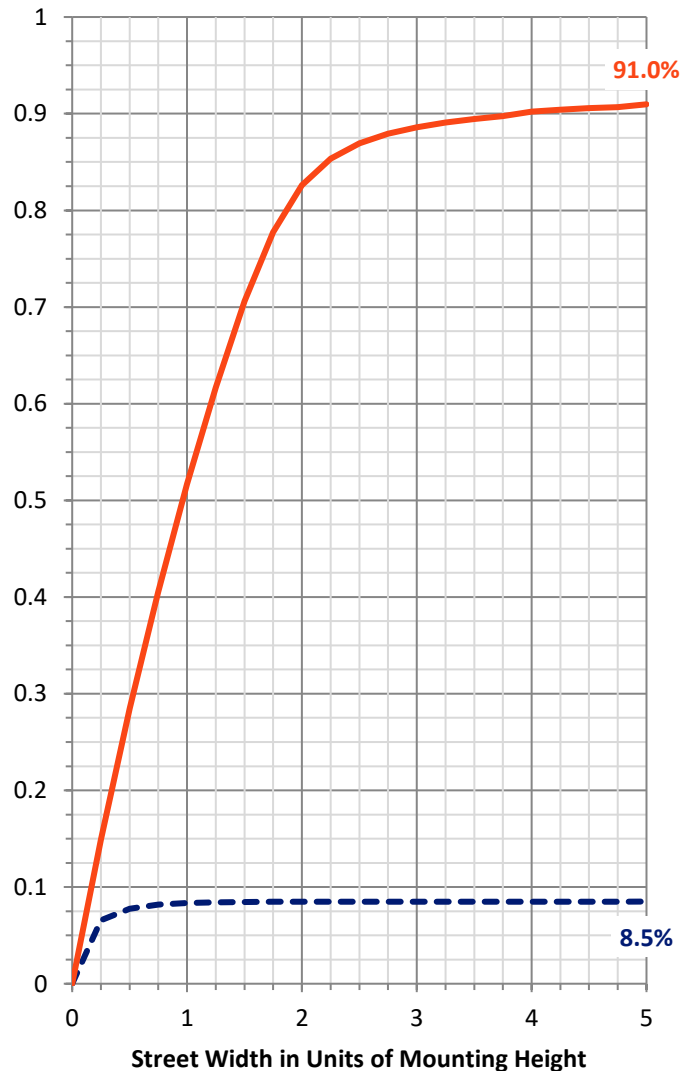
FLUX DISTRIBUTION:

		Downward	Upward	Total
House Side	Lumens	445.4	0.0	445.4
	% Fixture	8.6	0.0	8.6
Street Side	Lumens	4759.6	0.0	4759.6
	% Fixture	91.4	0.0	91.4
Total	Lumens	5205.0	0.0	5205.0
	% Fixture	100.0	0.0	100.0

Coefficient of Utilization

ZONAL LUMENS:

Zone	Lumens	% Fixture
0°-10°	125.7	2.4
10°-20°	263.9	5.1
20°-30°	346.9	6.7
30°-40°	459.4	8.8
40°-50°	686.7	13.2
50°-60°	1100.1	21.1
60°-70°	1386.7	26.6
70°-80°	748.0	14.4
80°-90°	87.5	1.7
90°-100°	0.0	0.0
100°-110°	0.0	0.0
110°-120°	0.0	0.0
120°-130°	0.0	0.0
130°-140°	0.0	0.0
140°-150°	0.0	0.0
150°-160°	0.0	0.0
160°-170°	0.0	0.0
170°-180°	0.0	0.0
0°-90°	5205.0	100.0
0°-180°	5205.0	100.0



REPORT NUMBER: P386078

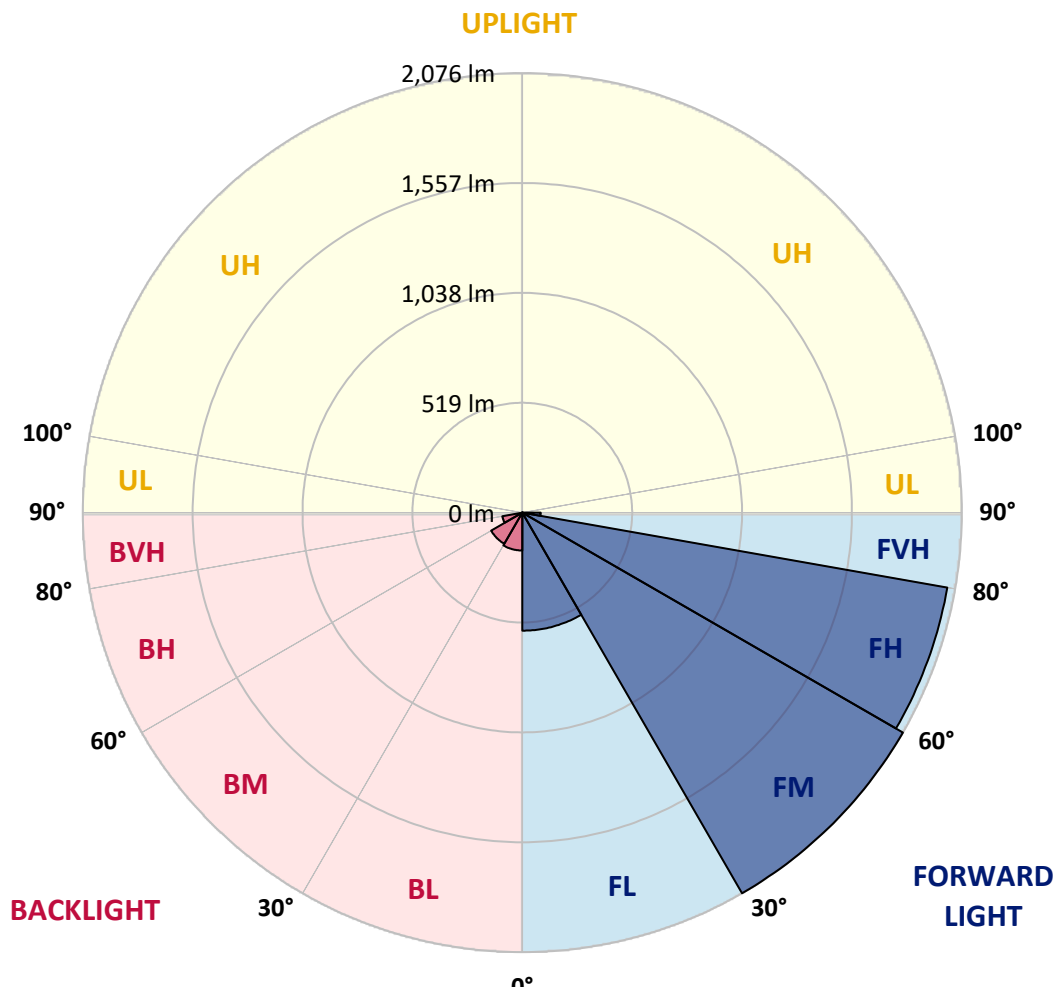
CATALOG NUMBER: GWC-SA1D-722-U-SL3-HSS

LUMINAIRE CLASSIFICATION SYSTEM LUMEN TABLE AND BUG RATING:

Zone	Lumens	% Fixture	Zone Rating/Lumen Limit		
			B	U	G
FL (0°-30°)	557.6	10.7			
FM (30°-60°)	2076.4	39.9			
FH (60°-80°)	2038.9	39.2			G2/5000
FVH (80°-90°)	86.8	1.7			G1/100
BL (0°-30°)	179.0	3.4	B1/500		
BM (30°-60°)	169.9	3.3	B0/220		
BH (60°-80°)	95.8	1.8	B0/110		G0/110
BVH (80°-90°)	0.8	0.0			G0/10
UL (90°-100°)	0.0	0.0		U0/0	
UH (100°-180°)	0.0	0.0		U0/0	

BUG Rating: B1-U0-G2

Type III Medium





REPORT NUMBER: P386078

CATALOG NUMBER: GWC-SA1D-722-U-SL3-HSS

CANDELA DISTRIBUTION (FULL):

	0°	5°	15°	25°	35°	45°	55°	58°	65°	75°	85°
0°	1537.5	1537.5	1537.5	1537.5	1537.5	1537.5	1537.5	1537.5	1537.5	1537.5	1537.5
2.5°	1665.0	1660.9	1659.4	1656.8	1646.8	1637.1	1617.8	1612.4	1600.3	1571.5	1541.0
5°	1666.3	1666.1	1670.6	1669.6	1666.1	1661.5	1647.7	1640.6	1620.0	1578.9	1523.0
7.5°	1586.0	1590.1	1600.3	1608.5	1618.0	1630.4	1632.1	1625.2	1608.3	1563.9	1489.9
10°	1478.2	1484.7	1499.0	1515.2	1540.1	1564.8	1586.9	1586.0	1580.2	1536.5	1450.1
12.5°	1370.2	1377.8	1394.3	1418.3	1453.6	1493.8	1533.2	1538.6	1548.4	1511.8	1413.3
15°	1275.6	1282.1	1298.4	1327.8	1371.5	1425.6	1483.4	1493.4	1518.5	1492.5	1382.6
17.5°	1195.4	1199.5	1211.4	1244.1	1294.7	1360.3	1435.4	1454.9	1492.3	1477.4	1355.9
20°	1139.3	1139.9	1147.7	1170.7	1221.3	1294.7	1385.6	1413.5	1464.6	1464.4	1328.5
22.5°	1111.6	1109.4	1110.9	1124.1	1161.4	1232.1	1335.8	1368.9	1439.7	1453.3	1300.5
25°	1106.4	1104.7	1100.3	1102.1	1124.6	1177.4	1285.6	1323.9	1417.8	1446.6	1276.3
27.5°	1122.6	1124.4	1117.0	1109.2	1110.9	1141.9	1241.0	1285.4	1400.1	1446.6	1259.2
30°	1155.3	1156.2	1150.8	1140.6	1127.0	1131.9	1210.1	1254.4	1391.2	1456.6	1248.4
32.5°	1191.5	1196.2	1195.6	1187.3	1167.9	1147.7	1202.7	1243.2	1390.6	1478.7	1247.3
35°	1236.3	1241.7	1250.8	1249.0	1228.7	1195.6	1227.8	1259.6	1403.3	1515.0	1259.0
37.5°	1283.9	1292.1	1311.6	1320.9	1307.7	1270.2	1284.1	1306.8	1437.5	1573.9	1288.6
40°	1330.0	1339.3	1374.8	1411.4	1401.4	1362.9	1369.4	1387.5	1498.4	1658.5	1344.9
42.5°	1375.2	1389.1	1441.2	1501.4	1513.3	1482.6	1486.0	1500.5	1588.6	1775.0	1436.9
45°	1429.3	1444.9	1522.2	1596.4	1628.2	1614.8	1629.5	1639.0	1706.6	1928.8	1560.9
47.5°	1508.7	1526.7	1621.5	1706.1	1762.0	1770.6	1800.3	1806.6	1855.7	2108.0	1722.6
50°	1663.7	1668.7	1754.4	1831.2	1911.7	1963.7	1997.5	2002.2	2036.2	2303.9	1924.5
52.5°	1858.7	1862.0	1910.4	1962.0	2053.5	2159.6	2238.6	2245.3	2252.4	2494.8	2123.8
55°	2052.4	2052.0	2084.0	2114.3	2219.1	2373.2	2544.6	2548.7	2497.4	2676.0	2276.2
57.5°	2173.4	2185.1	2233.8	2272.8	2419.1	2616.7	2854.5	2869.7	2754.7	2810.2	2426.9
60°	2134.9	2140.5	2248.5	2392.7	2668.2	2962.7	3168.1	3172.0	2948.2	2944.1	2617.3
62.5°	1818.9	1821.9	1991.6	2288.8	2794.4	3411.6	3546.5	3483.0	3170.7	3130.0	2845.2
65°	1246.6	1266.3	1408.1	1775.4	2562.6	3693.2	4132.1	4027.1	3509.9	3398.0	3051.3
67.5°	734.1	730.0	800.1	1070.7	1882.1	3506.2	4873.0	4768.6	3972.4	3577.4	2990.9
70°	501.5	498.7	525.5	648.2	1062.5	2719.9	5106.1	5316.7	4380.8	3456.6	2574.0
72.5°	358.0	359.5	399.1	503.6	667.0	1584.7	4391.0	4889.4	4252.9	3013.4	1956.5
75°	243.1	247.2	303.9	413.2	584.8	806.2	3116.0	3716.8	3463.1	2190.1	1124.6
77.5°	130.7	135.3	202.1	332.9	528.7	560.1	2004.4	2558.0	2175.4	984.5	325.9
80°	54.5	57.1	94.6	242.0	456.9	491.9	1179.3	1551.2	927.0	194.1	72.7
82.5°	23.6	24.9	39.4	144.4	341.5	415.3	624.4	746.3	280.9	42.6	36.6
85°	4.5	4.8	16.2	76.4	217.9	234.4	404.7	396.7	126.2	18.4	26.6
87.5°	0.0	0.0	3.9	24.0	64.1	127.7	246.9	243.9	42.9	8.9	10.0
90°	0.0	0.0	0.0	0.0	0.0	0.0	0.0	0.0	0.0	0.0	0.0



REPORT NUMBER: P386078

CATALOG NUMBER: GWC-SA1D-722-U-SL3-HSS

CANDELA DISTRIBUTION (continued):

	90°	95°	105°	115°	125°	135°	145°	155°	165°	175°	180°
0°	1537.5	1537.5	1537.5	1537.5	1537.5	1537.5	1537.5	1537.5	1537.5	1537.5	1537.5
2.5°	1525.4	1510.5	1479.1	1440.4	1410.7	1378.0	1352.1	1319.2	1304.9	1305.5	1297.7
5°	1491.2	1460.5	1391.0	1303.4	1235.8	1166.1	1106.2	1046.4	1011.2	999.7	988.9
7.5°	1442.3	1393.6	1282.8	1147.7	1033.5	921.8	824.6	739.1	685.0	658.6	648.9
10°	1387.1	1318.7	1158.3	980.4	817.2	666.2	540.2	430.7	387.0	357.3	349.8
12.5°	1338.6	1246.0	1036.7	808.8	615.1	432.9	312.7	244.6	214.9	203.2	201.3
15°	1293.0	1178.0	919.6	653.4	425.9	266.4	198.9	175.7	168.8	166.9	166.9
17.5°	1249.9	1113.3	805.1	500.4	281.8	186.8	164.7	159.5	157.3	157.1	157.3
20°	1204.9	1048.6	692.6	366.6	196.7	158.2	152.2	149.3	148.7	148.7	148.7
22.5°	1161.8	983.9	583.1	261.9	157.8	144.4	141.3	139.4	138.7	138.5	138.1
25°	1120.5	922.4	476.2	185.0	138.5	132.2	129.6	127.0	125.1	124.0	123.4
27.5°	1086.5	867.7	376.6	148.5	125.1	119.7	116.4	112.5	107.8	105.6	104.8
30°	1059.4	817.7	290.2	125.3	112.5	107.1	102.2	95.4	88.5	84.8	84.6
32.5°	1038.2	768.5	220.3	110.8	101.3	94.6	87.4	79.0	71.0	66.9	66.7
35°	1027.8	725.3	168.4	100.2	91.3	82.9	74.0	64.7	56.9	53.0	52.6
37.5°	1034.8	688.7	131.4	91.3	82.9	73.2	62.8	53.0	46.1	42.6	42.4
40°	1060.1	665.3	106.7	83.8	75.8	63.8	52.6	43.5	37.7	34.8	34.6
42.5°	1114.0	656.7	91.1	77.5	68.8	55.2	43.7	35.9	30.5	28.6	28.1
45°	1204.0	669.4	80.5	71.4	61.7	47.0	36.1	29.4	24.7	23.2	22.9
47.5°	1323.9	703.0	72.9	65.6	55.2	39.6	30.1	23.8	20.1	18.6	18.4
50°	1478.4	756.2	66.7	59.7	49.1	33.5	24.9	18.8	15.6	14.5	14.5
52.5°	1646.6	819.6	61.0	54.3	43.1	27.9	20.1	14.5	12.3	11.0	11.0
55°	1785.6	875.0	55.0	50.2	35.7	23.2	15.4	11.0	9.1	8.4	8.4
57.5°	1924.3	934.1	48.0	43.1	28.6	18.8	11.7	8.2	6.7	6.3	6.3
60°	2104.2	1006.4	41.3	35.1	22.5	14.3	8.7	5.8	5.0	4.8	4.8
62.5°	2302.0	1048.8	35.3	28.1	17.5	10.6	6.3	3.9	3.7	3.7	3.5
65°	2423.0	988.9	29.7	22.5	13.6	8.0	4.1	2.8	3.2	3.0	2.6
67.5°	2268.6	774.2	24.2	17.5	10.6	6.1	2.6	1.9	3.5	2.8	2.2
70°	1878.4	541.9	18.8	12.3	8.4	5.2	1.7	1.3	3.7	2.8	1.7
72.5°	1405.7	362.7	14.9	8.2	6.3	4.5	1.5	0.6	3.2	2.4	1.5
75°	768.1	146.1	11.9	5.2	3.9	3.2	1.1	0.4	2.2	1.7	1.1
77.5°	202.1	38.5	8.7	3.5	2.2	1.3	0.6	0.2	1.1	0.9	0.4
80°	51.5	14.9	5.6	2.4	1.5	0.6	0.0	0.0	0.2	0.0	0.0
82.5°	27.5	6.3	3.5	1.7	0.9	0.0	0.0	0.0	0.0	0.0	0.0
85°	20.8	4.1	1.9	1.1	0.2	0.0	0.0	0.0	0.0	0.0	0.0
87.5°	8.0	1.3	0.6	0.0	0.0	0.0	0.0	0.0	0.0	0.0	0.0
90°	0.0	0.0	0.0	0.0	0.0	0.0	0.0	0.0	0.0	0.0	0.0

Signify Classified - Internal
Cooper Lighting Solutions Photometric Lab
1121 Highway 74 South
Peachtree City, GA 30269

Scaled Data Report



Report Generated By 670245982

Signify Classified - Internal
Cooper Lighting Solutions Photometric Lab
1121 Highway 74 South
Peachtree City, GA 30269

Scaled Data Report



Signify Classified - Internal
Cooper Lighting Solutions Photometric Lab
1121 Highway 74 South
Peachtree City, GA 30269

Scaled Data Report



Signify Classified - Internal
Cooper Lighting Solutions Photometric Lab
1121 Highway 74 South
Peachtree City, GA 30269

Scaled Data Report





--- HS — SS

Signify Classified - Internal
Cooper Lighting Solutions Photometric Lab
1121 Highway 74 South
Peachtree City, GA 30269

Scaled Data Report



u

Signify Classified - Internal
Cooper Lighting Solutions Photometric Lab
1121 Highway 74 South
Peachtree City, GA 30269

Scaled Data Report



Signify Classified - Internal
Cooper Lighting Solutions Photometric Lab
1121 Highway 74 South
Peachtree City, GA 30269

Scaled Data Report



(END OF REPORT)